



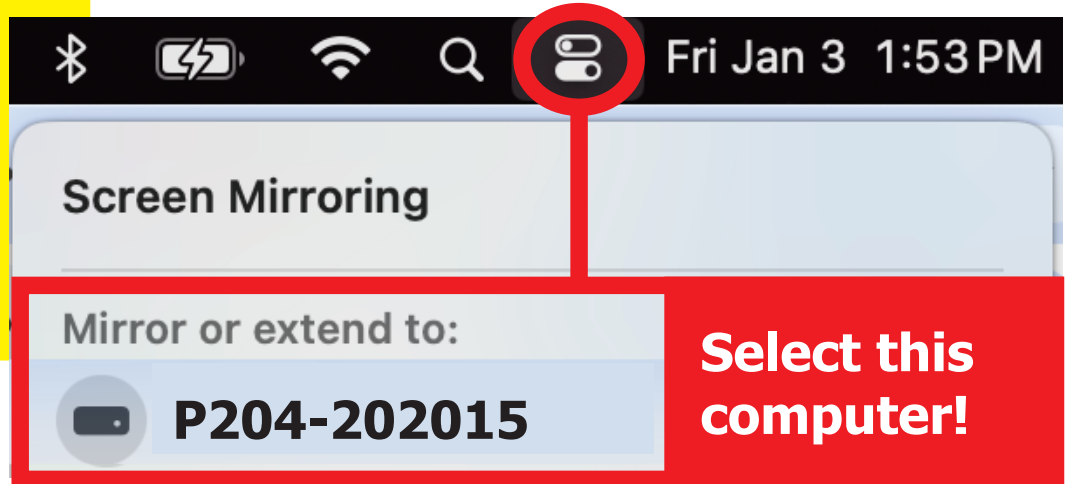
Connect Devices Wirelessly with AirPlay

****Older devices may not work with AirPlay**

Step 1: Go to Control Center

Computer

Click the **Control Center** button on **your computer**, select **Mirror or extend to:** **P204-202015**



OR

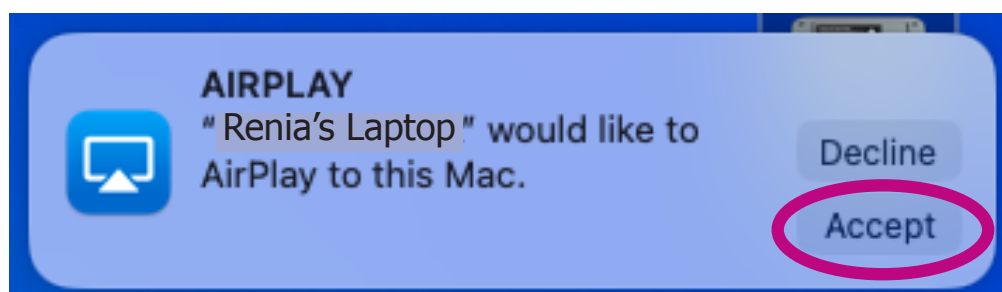
iPad or iPhone

Click the **Control Center** button on **your iPad or iPhone** and click the **screen mirror button**, select **P204-202015**

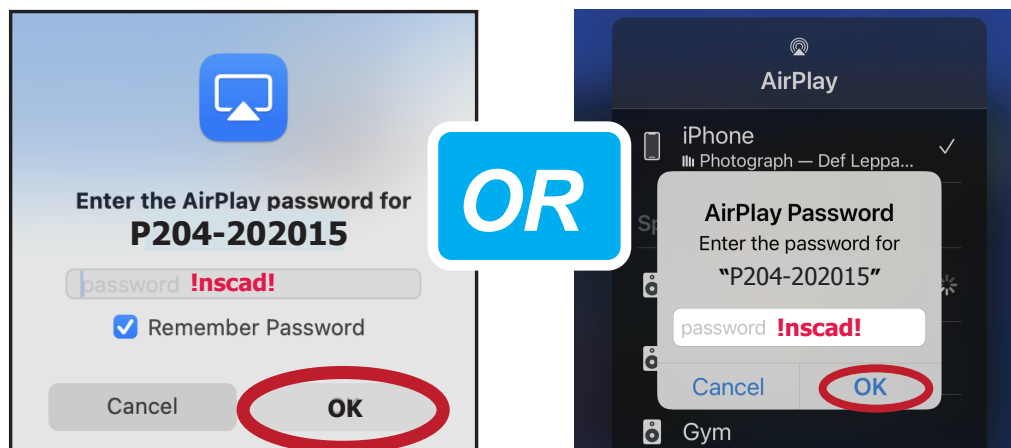


Step 2: Approve Connection

On the computer you are AirPlaying to, **click Accept**



On **your device**, enter **!nscad!** for the password. **Click OK.**



After a brief delay, your image will now be shown on the other screen.

**** Audio controls (volume) will be controlled by the computer you AirPlay to.****

To stop AirPlaying, press escape on the computer's keyboard you are AirPlaying to or press the **X** on the top left of its screen.