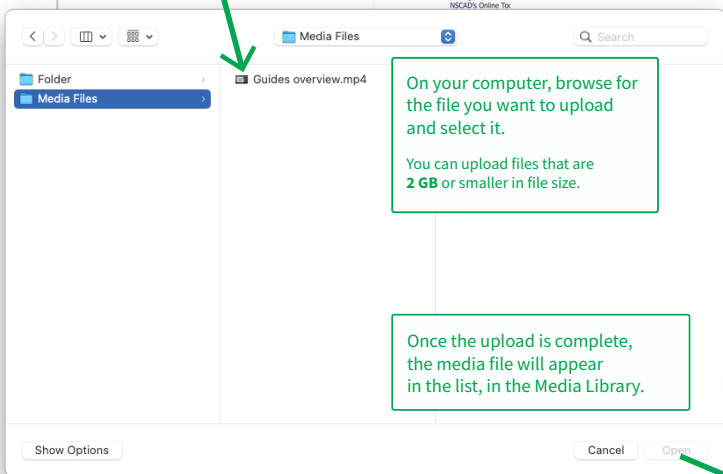
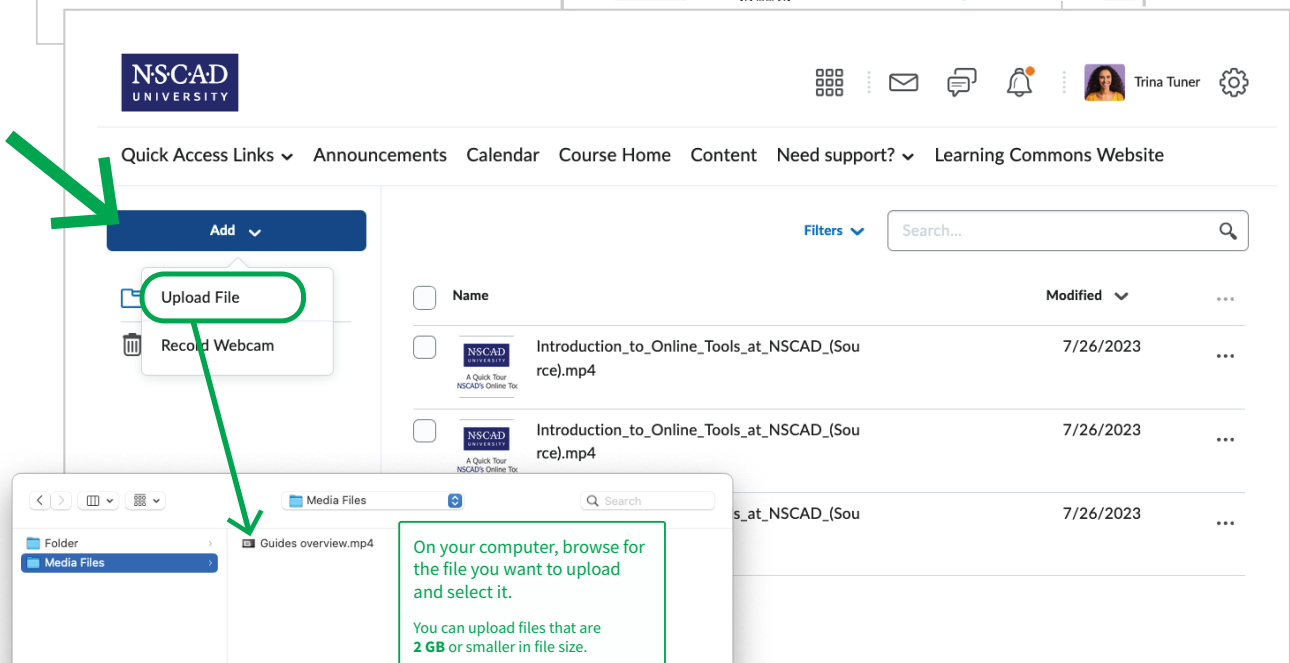
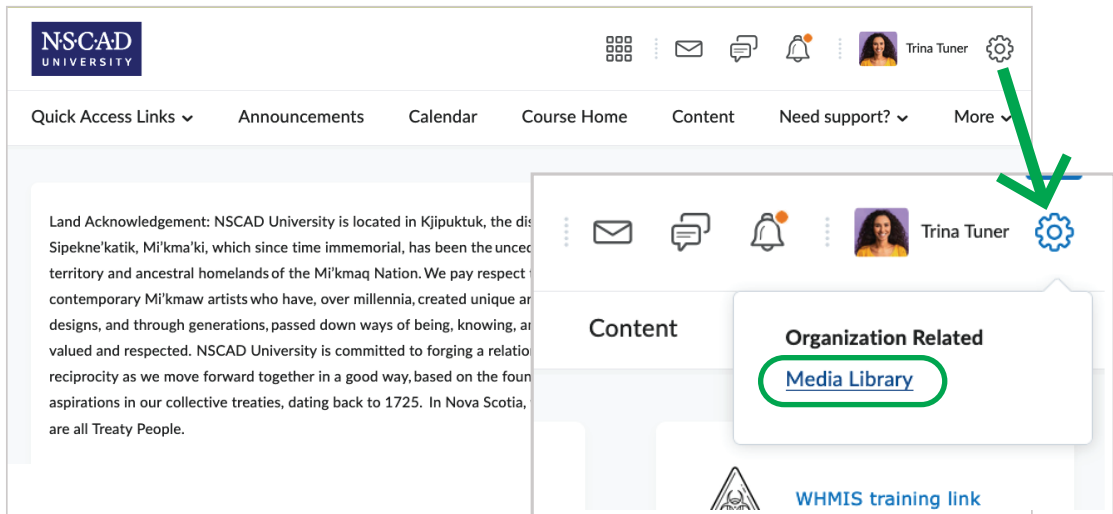
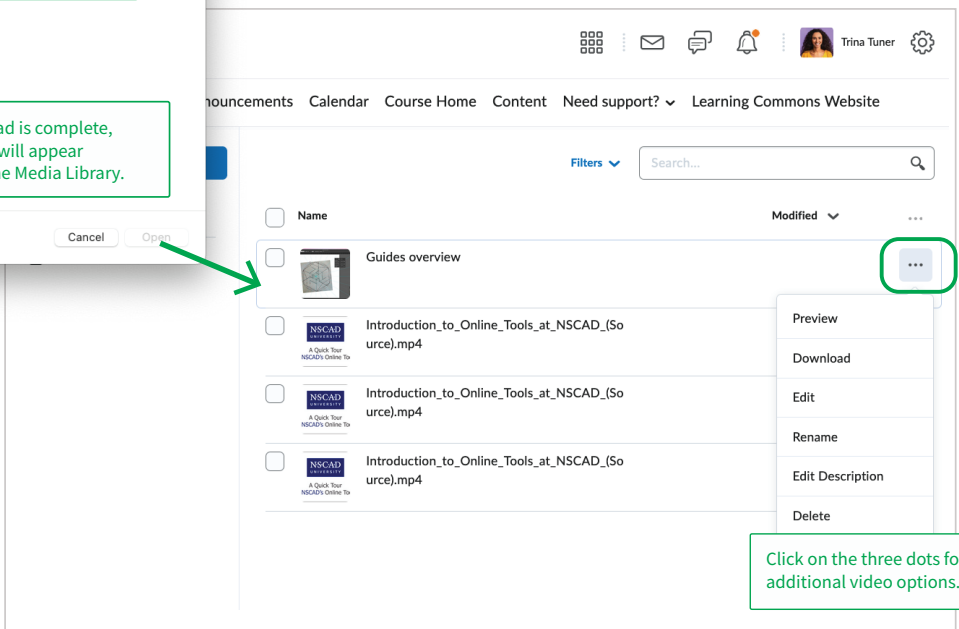


Upload media files to your NSCAD Brightspace Media Library



supported file types:
 .mp4, .avi, .f4v, .flv, .m4v,
 .mov, .webm, .wmv
 (2GB max)

audio file types:
 .mp3, .m4a, .ogg, .wav, .wma
 (1GB max)



Add media files to your media library via **add Video or Audio** in your NSCAD Brightspace course module

Navigate to the specific Course Module where you want to add the media.

media will be added to your media library

note: if you use **Upload Files** media will be added to manage files not media library

Upload

Web Video or Audio

Enter Url or Embed Code

Upload

Add Video or Audio

Web Video or Audio

Upload

Drop your video or audio file here to upload

or

Browse...

find the video file on your computer

supported file types:
.mp4, .avi, .f4v, .flv, .m4v, .mov, .webm, .wmv (2GB max)

audio file types:
.mp3, .m4a, .ogg, .wav, .wma (1GB max)

This media file is currently being processed. Please come back later.

demo animation

Video link will be added to the Module.

Embed a video in your NSCAD Brightspace course module

Quick Access Links ▾ Calendar Course Home Content Assessments ▾ Communication ▾ Course Admin Media Library

Search Topics

Topic 1: Video 1.1 ▾

Print Settings

Add dates and restrictions...

Add a description...

Upload / Create Existing

Video_Demo Video

Add a sub-module...

Table of Contents

- Course Outline
- Module 1: Introduction
- Module 2: The Visual Elements of Form
- Module 3: Relational Elements of Form
- Module 4: Demo
- Module 5: Video
- Topic 1: Video 1.1

Add a module...

To embed the video and make it visible in a module or sub-module, click on 'Add a description.'

'Add a description' opens the edit window where you can use the 'Insert Stuff' button to access your Media Library.

Quick Access Links ▾ Calendar Course Home Content Assessments ▾ Communication ▾ Course Admin More ▾

Search Topics

Topic 1: Video 1.1 ▾

Print Settings

Add dates and restrictions...

Video_Demo Video

0:00 / 7:41

Upload / Create Existing Activities Bulk Edit

Table of Contents

- Course Outline
- Module 1: Introduction
- Module 2: The Visual Elements of Form
- Module 3: Relational Elements of Form
- Module 4: Demo
- Module 5: Video
- Topic 1: Video 1.1

NSCAD UNIVERSITY Demo: Training Course 3

Quick Access Links ▾ Calendar Course Home Content Assessments ▾ Communication ▾ Course Admin

Topic 1: Video 1.1 ▾

Print

Add dates and restrictions...

Paragraph Lato (Recom... 19px ...

Update Cancel

Upload / Create Existing Activities Bulk Edit

Drag and drop files here to create and update topics

Add a sub-module...

Insert Stuff

- My Computer
- Padlet
- Course Offering Files
- ePortfolio
- Add Video Note
- Media Library**
- YouTube
- Flickr

Cancel

Click Search to see the list of your Media Library videos.

Click on the video to select and click next.

Insert Stuff

Media Library

Search

Search Options

You must perform a search.

Showing 4 out of 4 results

- Guides overview
- Introduction_to_Online_Tools_at_NSCAD_(Source).mp4

Next Back Cancel

Insert Stuff


Media Library Properties

Size

Lock aspect ratio

Width: 750 Height: 421

Refresh Preview

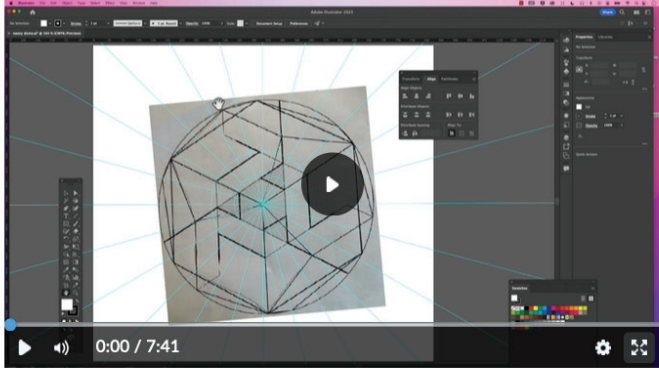


Insert Back Cancel

Video example

Add dates and restrictions...

Paragraph Lato (Recom... 19px ...



0:00 / 7:41 Fullscreen (f)

Update Cancel

Upload / Create Click Update to save changes. Bulk Edit

Drag and drop files here to create and update topics